

QUESTION BANK

How-to guide for
teachers



CONTENTS

1.	Introduction to Question Bank	1
2.	Quick-start: 5 Minute Classroom Question Builder	2
3.	Search for a question	3
4.	Understand your search results	4
5.	Filters and tags	5
	Add and remove filters	6
	Add and remove tags	7
6.	Select a question	8
	Add a question to your question paper	9
	View and edit selected questions	10
7.	Personalise your question paper	11
	Expand and collapse questions	12
	Change question order	12
	Add and remove questions	13
	Rename your question paper	13
8.	Export your question paper and mark scheme	14
9.	Report a problem or provide feedback on Question Bank	15
10	FAQs	16

INTRODUCTION TO QUESTION BANK

Question Bank is a free tool which allows you to create practice question papers from thousands of past paper questions. In just a few clicks, you can create your own customised paper from our bank of past WJEC examination questions. Find the questions you need, add them to your paper and export your paper as a PDF ready to use in the classroom. You can even produce a version of your paper with accompanying mark scheme and examiner's comments as a PDF.

Question Bank aims to help teachers consolidate students' learning and better identify areas of weakness.

Question Bank is freely accessible via the [WJEC website](#).


Key features

- ✓ Create topic or tier based question papers
- ✓ Choose from over 1000 questions from the last 3 years of examinations
- ✓ One stop shop for tailored practice papers and mark schemes
- ✓ Save a PDF version of your question paper, matching marking scheme and examiner reports
- ✓ Completely customisable and can be created in just a few minutes
- ✓ Available to teachers free of charge

[Access Question Bank](#)

5 MINUTE CLASSROOM QUESTION BUILDER

Follow these 5 simple steps to build the perfect question for your classroom in just 5 minutes.


2. Streamline your search results:
Use the pre-defined topic tags on the right hand side of your page to streamline your search results. To add additional tags click the  icon.



1. Search for your question:

- Open [Question Bank](#)
- Use the dropdown menus to select your subject and level
- Enter your lesson topic(s) into the 'Keywords' search bar

3. Select a question:


Click  to add the question(s) to your paper.

 ADD TO PAPER


4. View your paper:
At the top of your web page select the 'My Paper' dropdown box to

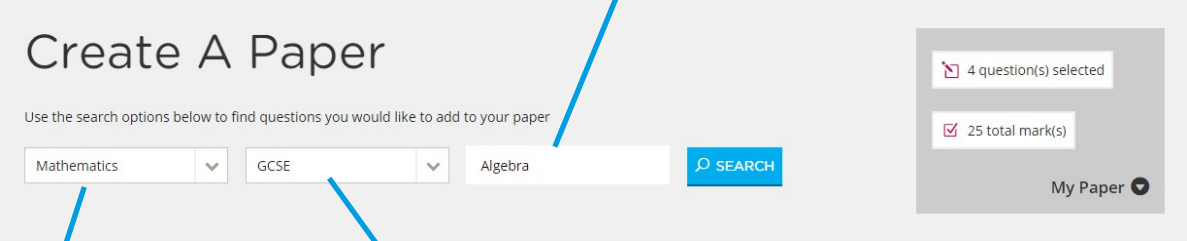


5. Save and print your question(s):

- Tick the 'Questions' check box in your Paper Options (you can also select 'Mark Boxes', a 'Marking Scheme' and 'Examiners Comments').
- Select  to save a print-ready PDF to your computer
- Print your question(s) for classroom use

SEARCH FOR A QUESTION

Begin creating your paper by searching for a question type. You can search for questions by subject, level and/or key words. Once you have selected your subject and level, click the  icon.




The screenshot shows the 'Create A Paper' interface. At the top, it says 'Create A Paper' and 'Use the search options below to find questions you would like to add to your paper'. Below this are three search options: a dropdown menu for 'Mathematics', a dropdown menu for 'GCSE', and a text input field for 'Algebra'. To the right of these is a blue 'SEARCH' button with a magnifying glass icon. On the right side of the interface, there is a summary box showing '4 question(s) selected' and '25 total mark(s)', along with a 'My Paper' button with a dropdown arrow. Three callout boxes with blue borders and lines pointing to the search options provide instructions: 'Enter a keyword to search' points to the 'Algebra' input field; 'Select a subject from the dropdown menu' points to the 'Mathematics' dropdown; and 'Select a level from the dropdown menu' points to the 'GCSE' dropdown.

Enter a keyword to search

Create A Paper

Use the search options below to find questions you would like to add to your paper

Mathematics GCSE Algebra 

4 question(s) selected

25 total mark(s)

My Paper

Select a subject from the dropdown menu

Select a level from the dropdown menu

UNDERSTAND YOUR SEARCH RESULTS

Your question type search will return a number of questions. The results will be pre-filtered and tagged by subject, level and your chosen keyword(s) to help you find the question you want. The search results will appear across a number of pages.

The screenshot shows a search interface for 'Algebra' with 251 results. It includes filters for 'Mathematics' and 'GCSE', a pagination bar showing page 1 of 51, and a detailed view of a question from the 'Mathematics (GCSE) - Higher Tier' section. The question is about factorising an expression. Callouts point to the number of results (251), the filters, the page number (1), and the 'Show Full Question' button.

Number of search results

Your search for **Algebra** returned **251** results(s)
Showing results 1 to 5 of 251

Filtered by x Mathematics x GCSE

1 2 3 4 5 6 7 ... 51 >

Mathematics (GCSE) - Higher Tier
Winter 2015 | Question 5 (4361/02) 8 Marks ADD TO PAPER

Lizzie's job is to calculate solutions for a data analysis company which involves working with algebraic equations and expressions.
Process the following for Lizzie.
(a) Factorise $35x + 14$ [1]

SHOW FULL QUESTION
VIEW MARKING SCHEME
VIEW EXAMINER'S COMMENTS

Tags: Algebra, Factorising (1 Bracket), Simplifying Expressions, Trial And Improvement

Number of pages of results. Select pages here.

Collapsed question – select 'Show Full Question' to view question in full

FILTERS AND TAGS

Filters and tags can be used to refine your search results. The filters and tags appear along the right hand side of the page and will help you to find the most relevant and useful questions for your paper. The number of results displayed will differ depending on which filters and tags are selected.

Filtered by x Mathematics x GCSE

Showing questions tagged with x forming Expressions x percentages x (A) Number

< **1** 2 3 4 5 >

Mathematics (GCSE) - Higher Tier

Winter 2014 | Question 8 (4362/02)

✓ 15 Marks

⊕ ADD TO PAPER



Two chefs, Osian and Robyn, buy ingredients to make carrot and swede soup.



SHOW FULL QUESTION

VIEW MARKING SCHEME

VIEW EXAMINER'S COMMENTS

Tags

(A) Number

Percentages

Forming Expressions (C) Algebra

Linear Equations

Money

Profit And Loss (B) Algebra

Simultaneous Equations

Mathematics (GCSE) - Higher Tier

Winter 2014 | Question 6 (4364/02)

✓ 6 Marks

⊕ ADD TO PAPER

Filters

Subject

Filtered by

x Mathematics

Level

Filtered by

x GCSE

Tier



Year



Season



Marks



Tags

Tags

Showing questions tagged with

x forming Expressions

x percentages

x (A) Number

FILTERS AND TAGS

Add and remove filters

All results are filtered by *Level, Tier, Season* and *Marks per question*.

Filters

Subject
Filtered by
x Mathematics

Level
Filtered by
x GCSE

Tier

Year

Season

Marks

Click the icon on each filter to select view all selected tags within the filter type.

Filters

Subject
Filtered by
x Mathematics

Level
Filtered by
x GCSE

Tier

Foundation 13 Higher 10

Year

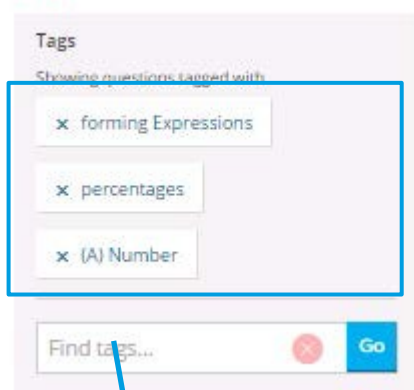
To remove Subject and Level filter types, click the icon.


FILTERS AND TAGS

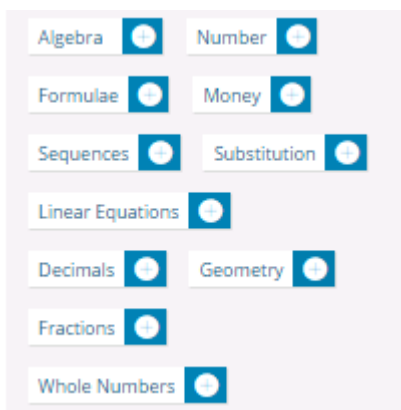
Add and remove tags

Topic tags are attached to all questions on your result findings. Tags show which topics are associated with the questions that are being displayed within your results.

Tags




There are a number of pre-defined topic tags in Question Bank. Add new tags to filter your results further by clicking the  icon.



Additionally, you can enter topics into the search bar to find topic tags relevant to your subject.

Additionally, you can enter topics into the search bar to find topic tags relevant to your subject.

To remove unwanted tags, click the  icon.

SELECT A QUESTION

Once you have applied the necessary filters and tags, you can begin to build your paper. Select a question to view the number of marks available, marking scheme and examiner comments before adding it to your paper.

Subject, Level, Tier, Season,
and question number

Click to see expanded
question

Number of marks awarded
for this question

Mathematics (GCSE) - Higher Tier
Winter 2014 | Question 8 (4362/02)

15 Marks

ADD TO PAPER

Two chefs, Osian and Robyn, buy ingredients to make carrot and swede soup.

SHOW FULL QUESTION

VIEW MARKING SCHEME

VIEW EXAMINER'S COMMENTS

Tags: (A) Number, Percentages, Forming Expressions (C) Algebra, Linear Equations, Money, Profit And Loss (B) Algebra, Simultaneous Equations

Click to view examiner
comments

Click to view marking scheme

SELECT A QUESTION


Add a question to your paper

Before:

Click to add a question to your question paper

Mathematics (GCSE) - Higher Tier
Winter 2014 | Question 8 (4362/02) ✓ 15 Marks ➕ ADD TO PAPER

Two chefs, Osian and Robyn, buy ingredients to make carrot and swede soup.



[SHOW FULL QUESTION](#)
[VIEW MARKING SCHEME](#)
[VIEW EXAMINER'S COMMENTS](#)


Tags: (A) Number, Percentages, Forming Expressions (C) Algebra, Linear Equations, Money, Profit And Loss (B) Algebra, Simultaneous Equations

After:

The green button indicates that the question has been successfully added to your question paper

Mathematics (GCSE) - Higher Tier
Winter 2014 | Question 8 (4362/02) ✓ 15 Marks ➕ ADDED 🗑️

Two chefs, Osian and Robyn, buy ingredients to make carrot and swede soup.



[SHOW FULL QUESTION](#)
[VIEW MARKING SCHEME](#)
[VIEW EXAMINER'S COMMENTS](#)

Tags: (A) Number, Percentages, Forming Expressions (C) Algebra, Linear Equations, Money, Profit And Loss (B) Algebra, Simultaneous Equations

To remove selected questions, click the  icon.

SELECT A QUESTION

View and edit selected questions


Questions can be viewed and edited via the task box at the top of the web page, where the number of selected questions and total marks are displayed.

The screenshot shows the 'Create A Paper' interface. At the top, there are search filters for 'Mathematics', 'GCSE', and 'Algebra', along with a 'SEARCH' button. A task box at the top right displays '4 question(s) selected' and '32 total mark(s)', with a 'My Paper' button. A callout box points to the 'My Paper' button, stating: 'Click 'My Paper' to view a summary of the selected questions'. Below the search filters, there is an 'EMPTY' button. A callout box points to it, stating: 'To start your paper from scratch click [EMPTY]. This will remove all questions.'. Below the search filters, there is a list of selected questions, each with a 'VIEW YOUR PAPER' button and an 'EMPTY' button. A callout box points to the 'EMPTY' button, stating: 'To remove selected questions, click the [EMPTY] icon.'. The list of questions includes:

- Mathematics (GCSE) - Higher Tier Winter 2014 | Question 8 (4362/02) 15 Marks
- Mathematics (GCSE) - Higher Tier Winter 2014 | Question 6 (4361/02) 6 Marks
- Mathematics (GCSE) - Foundation Tier Winter 2013 | Question 12 (4361/01) 3 Marks
- Mathematics (GCSE) - Higher Tier Winter 2013 | Question 1 (4361/02) 8 Marks

To remove selected questions, click the  icon.


PERSONALISE YOUR PAPER


To view and edit your paper, select the  button.

View Your Paper

Your paper contains the following questions

 4 question(s) selected

 32 total mark(s)

 You can drag and drop the questions to change the order. Use the expand/collapse options to get a better view of the structure of your paper

Title of your question paper

 EXPAND ALL

My Question Paper



1.

Two chefs, Osian and Robyn, buy ingredients to make carrot and swede soup.



2.

You will be assessed on the quality of your written communication in this question.
Bradley makes the following statement.

 15



3.

Write down expressions for each of the following.

(a) The total cost of 10 pencils at 2 pence each and 5 pens at 8 pence each.

 6



4.

Write down expressions for each of the following.

 3





 8

Question order

Number of available marks

PERSONALISE YOUR PAPER

Expand and collapse questions

Individual questions can be expanded and collapsed using the  and  icons. Select  to expand your full question paper and  see only a summary of the questions in your paper.

Change question order

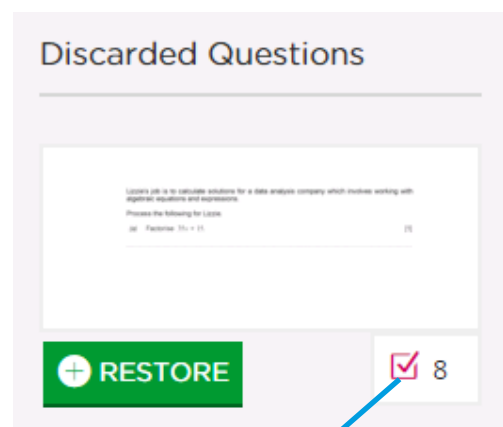
Drag and drop questions into the order most suitable for your question paper.




PERSONALISE YOUR PAPER

Change question order

Select **+ Add more questions** at the top of the web page to return to your previous search results.



Number of available marks

To remove questions click the  icon next to the question. Any discarded questions will remain on the 'Discarded Questions' tab, and can be restored via the **RESTORE** button on the right hand side of the page.

Click the title to rename your question paper

Renaming your question paper



EXPORT QUESTION PAPER

Question Bank allows you to save a PDF version of your question paper along with a matching marking scheme and examiner report. Before exporting your question paper, you can customise your paper using the 'Paper Options' task box.

Your paper contains the following questions

4 question(s) selected 25 total mark(s)

You can drag and drop the questions to change the order. Use the expand/collapse options to get a better view of the structure of your paper

COLLAPSE ALL


Year 9 Algebra Test

Question	Maximum Mark	Mark Awarded
1	3	
2	8	
3	8	
4	6	
Total Mark		


Paper Options

Use the options below to tailor what is displayed on your paper

- Title Page
- Mark Boxes
- Questions
- Marking Scheme
- Examiner's Comments



 **SAVE AS PDF**


Select all paper options to export your question paper, mark scheme and examiner comments as one PDF. Alternatively, select the individual options should you wish to download the question paper, marking scheme and examiner comments separately.

Once you're happy with your personal question paper, click  **SAVE AS PDF** to save a print ready PDF of your paper to your computer.

REPORT A PROBLEM OR PROVIDE FEEDBACK

If you are experiencing any problems whilst using Question Bank or have any suggestions as to ways in which we can improve the tool, please submit your comments via the comment box on the right hand side of the Question Bank home page.

 Spotted a problem? Have a suggestion? Let us know! 

Use the  icon to expand the box and provide your anonymous feedback.

Alternatively, please email your comments to resources@wjec.co.uk and we will respond to you as soon as possible.

FAQs

Which qualifications is Question Bank available for?

To view the complete list of available subjects, please visit the [website](#).

Will Question Bank be made available for more subjects?

Yes, we are currently working to make Question Bank available for a wider range of subjects. [Sign up](#) to be notified when Question Bank becomes available for your subject.

Do I need to pay to access Question Bank?

No, Question Bank is completely free to use. We pride ourselves on providing complementary resources and support for teachers.

How many years of questions are available?

The questions in Question Bank have been taken from WJEC past papers since 2012.

Can my students access and use Question Bank?

Yes, Question Bank is a free and accessible tool for everyone. No login details are required to access the tool.

Can I create a topic-specific paper for my students?

Yes, Question Bank is designed to allow you to create topic-specific papers. You can find questions based on keywords such as “geometry” for mathematics.

FAQs

How do I obtain a mark scheme for my paper?

Before exporting your question paper, you can select 'Marking Scheme' in the Paper Options. See page 1.

Can I save my Question Bank paper and review later?

There is no "save" function within Question Bank but you can download your paper as a PDF file and save to your computer or email to your colleagues and/or students.

Can I use Question Bank on my mobile?

Yes, Question Bank can be used on mobile devices such as tablets and smartphones. However, desktop computers are the recommended device.

What internet browser should I use to access Question Bank?

The recommended browser to use Question Bank in is Google Chrome. However, Question Bank is supported by other internet browsers such as Internet Explorer, Mozilla Firefox and Safari.

Can I put my question paper online to share with other teachers?

All question papers created in Question Bank are copyright of WJEC CBAC Ltd. All rights reserved. The papers are authorised for personal, "classroom" use only and cannot be re-sold or re-distributed online without prior permission from the company. To obtain this permission please email resources@wjec.co.uk.