

# Presentational Format

## Angels



## TOPIC: Angels

I have picked the topic 'Angels' to pursue in my art work. Through this topic I intend to explore the different aspects to it; both good and bad ideas about it and relating it to human beings.

I plan on using different materials to fully explore this idea. I intend on using different paints water colour, acrylic, oil , oil pastels, chalk. I will also explore different background materials i.e. board, paper etc..

I have recently experienced a loss, my beloved father died, through this project I wish to relief some of the pain brought about by his sudden absence in my life by incorporating it into my art work.

# My idea of Angels

What do you think of when someone says angels, do you think of white, clouds, wings, cherubs, heaven? These are the common ideas about angels; to me however it's a little different.

To me the most angelic figure is not the one who has passed- to me the most angelic figure is the one living despite the loss of that great loved one.

I am human, the word 'angel' is a human word, we cannot possibly imagine the idea of the heavens' on the word 'angel' as we are limited by our existence. Although we 'believe' and we 'hope' that those we loved are touched by the hand of god and made angels by his powers.

To me the ability of humans to 'hope' and 'believe' are angelic features and that true power can be seen in humans and their ability to recover from tragedies.

# RESEARCH: Artists

Leonardo Di Vinci

Titian


Eugene Carriere

# Leonardo Di Vinci



I am huge admirer of Leonardo Divinci's work. His style of art is flawless and smooth

For my topic – Angels- I wanted to go back to basics so I looked at renaissance art , the ideal example Leonardo Di Vinci the style and quality are things i wish to mimic in my final piece.



# Titian

With Titian the relation to him and my Topic is more apparent first being the – cherubs in his work ‘The three Stages of Life’ but that’s not all I’ve noticed that symbolism was popular in renaissance art – like in TiTian and Leonardo DI Vinci . I thought that using

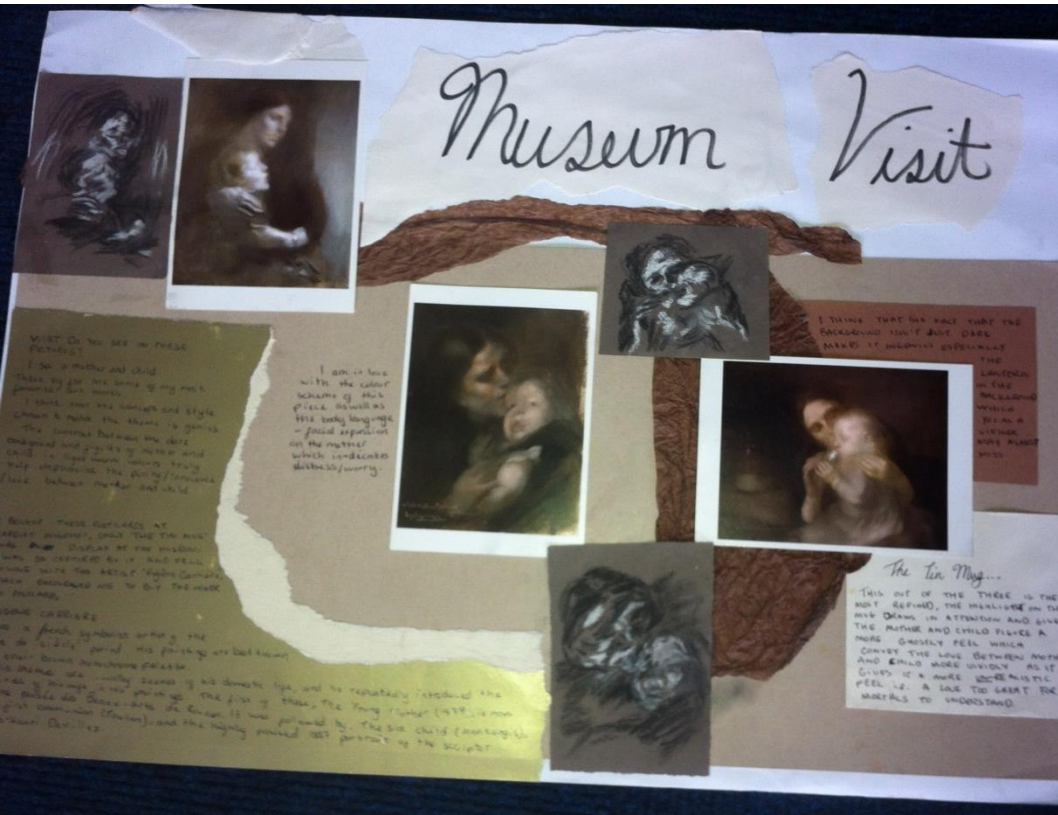
Symbolism may help relay my topic more if I include symbolism in my final piece , this of course is an idea and thus I have researched it through the artist Titian.



# MUSEUM VISIT

## -Eugene Carriere

On my visit to the museum I was endeared by a certain artist called 'Eugene Carriere'. Eugene's art is very smooth and like Leonardo Di Vinci he used the contrast between dark background and light figures



Eugene likes to paint family's specifically mother and child – to me family is very important and to me my mother, my siblings, my father are angels – which is why I was very much drawn to this artist for the idea behind his art but also his techniques.

# Research: Details

## WINGS – Feathers



One of peoples common idea About angels are 'WINGS' i.e. If you asked a kid to draw an angel undoubtedly s/he would draw a human figure with wings and a halo – as this is the common idea of angels.



Experiment




# DESIGN IDEAS

Top start off my design ideas I thought I'd use myself as a model- However to me angels are selfless so whilst using my self as an angel I thought that this is lacking selflessness and may even be egotistical.




I tried to experiment with new materials and used inspirational paintings which I stumbled across on the web in 'Tumblr' to draw designs from.



# A different Approach...

DESIGN IDEA: USING EMULSION & OIL PAINTS.



This is based on me using white emulsion paint mixed with food coloring and oil paint on top to bring out the face features of the face.

The idea of angels is pretty obvious in this as the glossy white emulsion paints spread at through the background of the piece makes it seem as if the figures is a coming out of heaven - the different colors in the background i.e. blue, pink, green etc. make it however seem EARTHLY reflecting the idea that the word 'angel' is a humans interpretation which as heavenly as we may make it not to be we are limited by our existence to understand it from a more heavenly perspective view point (should it even exist).

I have really enjoyed making this piece, this is a portrait of myself. I used light colours to emphasise the purity of 'angels' – inspired by Eugene Carrier-.

# WATER COLOURS + Photography



It is clear that my family is very important to me. The greatest sadness I felt upon the loss of my father is the fact that my little siblings didn't get to spend as much time with him as me and my elder brother – so to me they are the best examples of angels. The most angelic one I believe is my mother who maintained and still maintain a brave face for us.

**DESIGN IDEAS and Photography**

This is one of my favorite pieces. I took the right white background as if heaven's light is passing through and the emotions of the world peace in terms of photography. To compare to the greatness of the colors.

One more I have used photography in this piece and watercolor paint.

I was inspired by this piece to create my idea. This was actually a mistake as I tried to rip it off instead I put a picture that was great by itself.

I only remember that I usually love the best pieces which are in my opinion in photography. I believe this will create well as photography. We really are there and are really nice. Every day we are there and we are really nice.

I have used my brother as a model for me in the style of this piece. I have used actual photography and sketch in top.

**DESIGN IDEA**

I have used a photograph I had of my sister to create this sketch. It is a photograph which is closed up (zoomed into) my sister's face and seen from above creating the illusion of meaningfulness / heavenly / pure.


I love my sister and have always looked out for her. She was never weak but always full of herself though she needed to be as is amazing – I was very much inspired how much stronger and Caitlin's has as the elder sister (I) it is a feeling to watch my younger sister (Caitlin) grow into a woman – although it is also really.

# Final Design: First Attempt

My initial plan was to paint a picture of me and my father on a large canvas A0.5?, in respect to Eugene Carriere who painted mother and child.


First I painted the whole canvas black so that I could use lighter colours to bring the figures out as Leonardo Di Vinci did.

I outlined the figures using white chalk then painted them, but no matter how much I painted I felt that I was making no real progress so I decided to change my idea.



Once again I painted over my initial work and decided to do a collage of portraits of me and my family, however such a challenging final piece in the little time I had left was unwise and thus I decided not to pursue this.






My failure in competing my initial idea, got to me and when I considered the amount of time I had left to spend on my final piece I decided it may be better if I worked on a smaller scale...

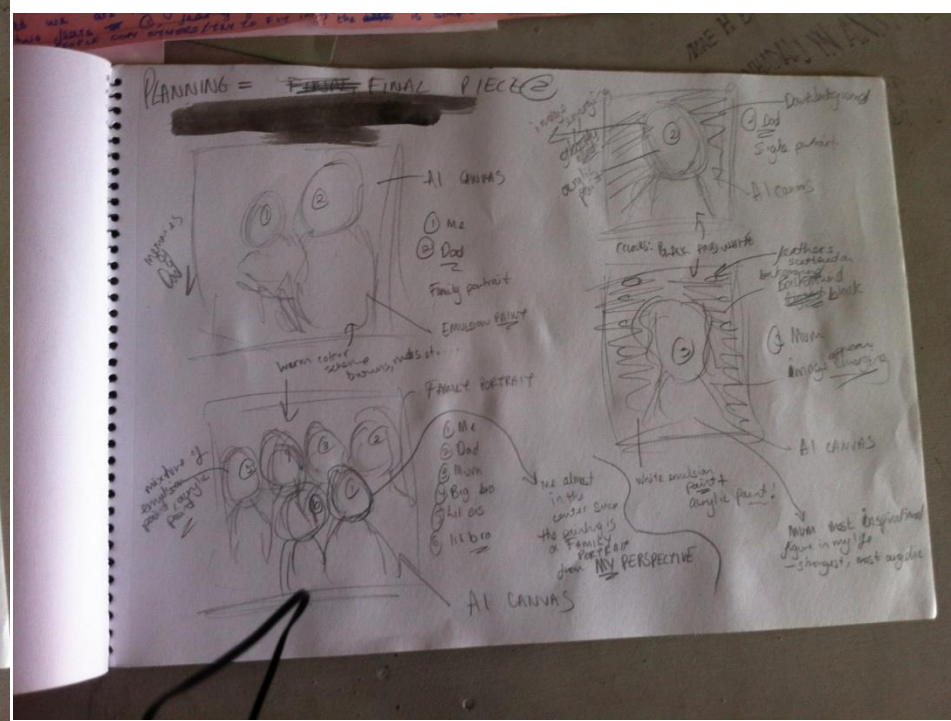
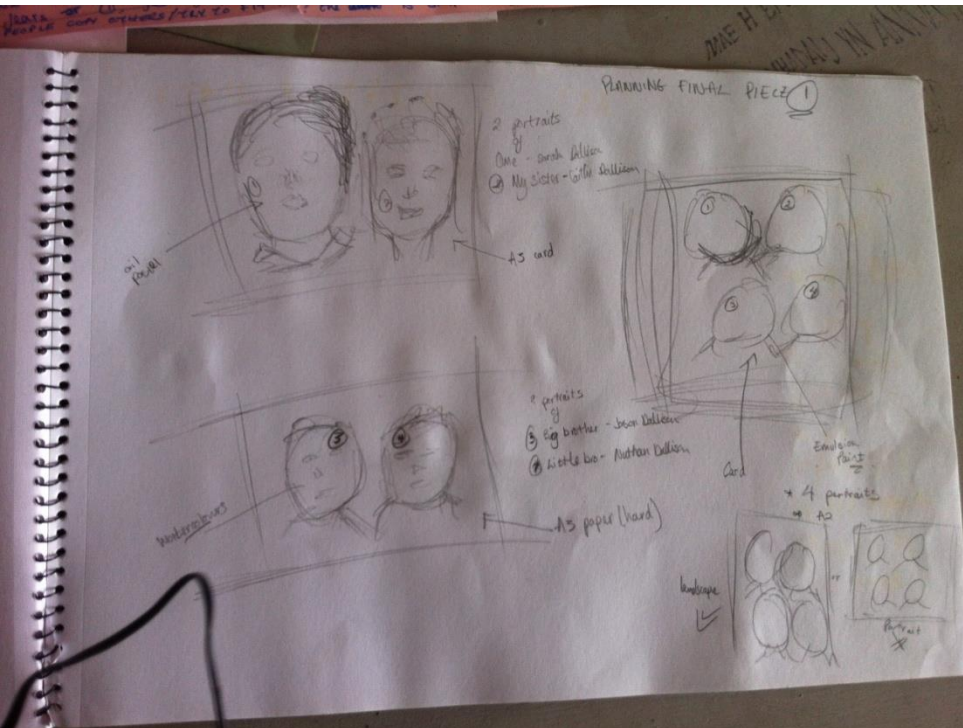
# FINAL DESIGN IDEAS



First I collected the materials I needed to complete this piece, white emulsion and acrylic paints, A1 cardboard. As you can see from the portrait of myself I was greatly influenced by Eugene Carrier in terms of highlighting key features in the face, I have also tried to apply Titians Colour palate – warm colours to give the colour of flesh-. Following this I proceeded to sketch the next portrait of my little sister.



# Planning Final Ideas





The second portrait  
Is of my sister

The third portrait  
Is of my elder brother

The fourth portrait  
Is of my little brother

Beside each portrait you can see  
the picture which I used.



Once I had finished sketching each portrait, I continued to paint them. I have drawn us all together to signify our bond, shared feelings but I purposely made the portraits of my siblings blurry compared to mine to represent the fact that, 'we are not the same person, and I can never truly hope to completely understand their feelings no matter how close we are as a family'.

Using dark brown/ black (acrylic paints) colours I went into the background and carefully brought it into the portraits . From here I made a brown coat and covered the three portraits of my siblings, to make it appear as though they are almost emerging out of the painting, also reflecting their effect on me.



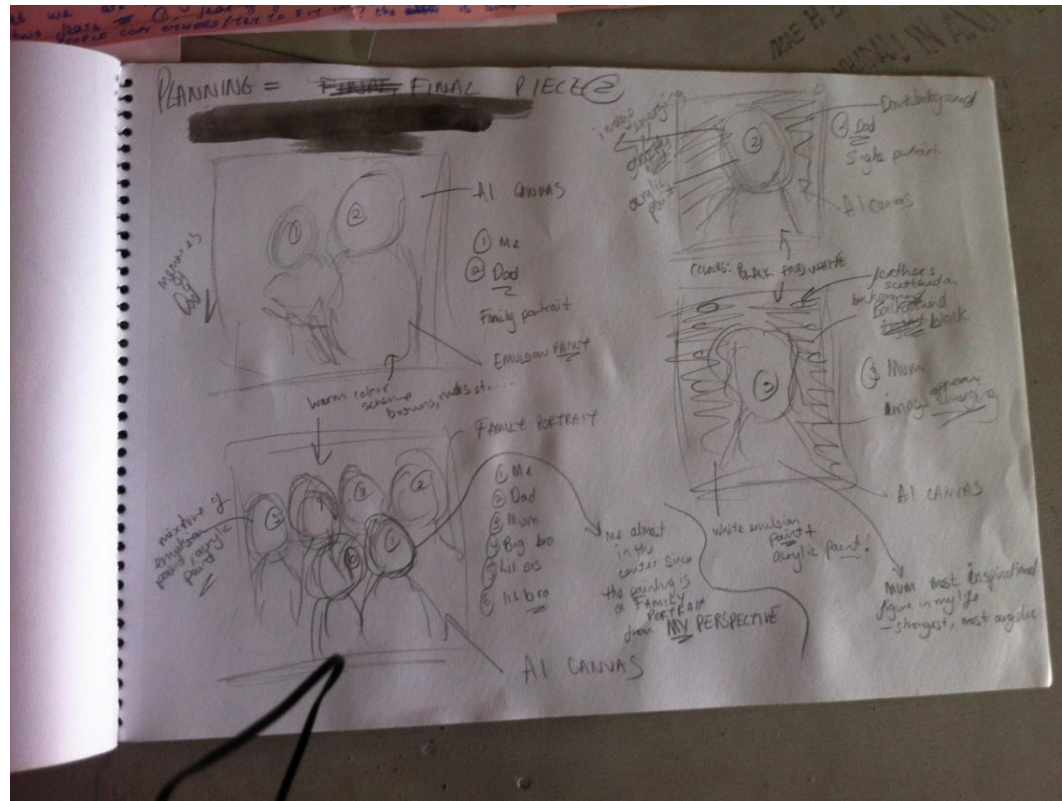




After producing my last piece I felt unsatisfied and so decided to produce a more ambitious piece working on a large canvas.

Using a picture of my mother, I decided to paint her portrait.

To me, my mum is an angel. If angels are ranked based on strength, then she is by far the best there is.





What is an angel to you?

I remember being told as a child that 'nobody's perfect', my mums not perfect but she is the greatest most beautiful existence to me.

I like how my final piece turned out but I don't believe it justifies my mums eminence.


I have used thick white emulsion paint to bring out the highlights in the face and then I have further emphasised these highlights by adding white feathers, I didn't want to overdo the feathers by adding too many as I didn't want to take attention away from the painting itself, as to me one is angelic not because of what they have/possess but of who they are.

I have arranged the feathers so that there are more on one side than the other, I did this as a reminder of her humanity. The influence of Leonardo Di Vinci and Eugene Carrier is clear here.

The theme 'family' was inspired by Eugene Carrier as well as the highlights.

The image emerging from the dark background shows Leonardo Divinci's influence.

The inclusion of feathers – involving nature- as Titian loved to include nature (i.e. Trees, plants etc.) in his work.



Large canvas 120x90cm  
Black background, figure is painted using white and black emulsion paint, creating varying tones of grey .

Throughout this whole project I have enjoyed creating my final piece the most. I found that researching artists was the least enjoyable. I enjoyed the museum visit and looking at Leonardo DiVinci's genius.

However finding the right artists was time consuming.

If given the chance I wouldn't change anything about what I have done. I have learnt so much from this project, I am more aware of features in the face which need to be made clear-using highlights-, making sure the face proportional, my ability to do this has improved (but could still use some work). I have also come to understand my preferences in terms of scale -I prefer working on a large scale I find it more entertaining than working on something small-.

Most of all this has been emotionally liberating and I am pleased with how its all turned out.

