

WJEC Level 1 Certificates in Latin Language / Latin Language & Roman Civilisation

This booklet provides an overview of the support, guidance and resources available to those teaching the Level 1 Latin Certificates across our suite of websites.

Subject webpage

The Level 1 Latin [subject webpage](#) on the WJEC website is the starting place for anyone teaching the specification and contains a range of official documentation relating to the qualification including the specification, sample assessment materials and past papers.

Secure website

The [secure website](#) gives teachers access to past papers and marking schemes ahead of their publication on the public website.

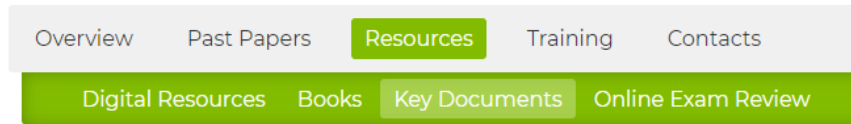
For teachers to access the secure website, they will need a username and password, which can be set up by their Examinations Officer.

Contents

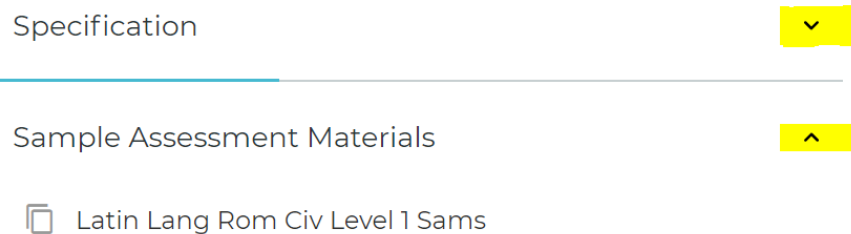
1.	Key Documents
2.	Past Papers
3.	Marking Schemes
4.	Examiners' Reports
5.	Newsletters
6.	Grade Boundaries and Exam Results Analysis
7.	Key Dates
8.	Resources produced by the Cambridge School Classics Project

1. Key Documents

A list of Key Documents is available on the [subject webpage](#) of the WJEC website and is available by selecting [Resources > Key Documents](#).




The documents are arranged in categories, and the documents in each category can be viewed by clicking the downward arrow alongside the category name.




Below are direct links to some of the documents that you will need to get started teaching the qualification.



[Level 1 Latin Specification](#)



[Sample Assessment Materials](#)



[Controlled Assessment proposal form](#)

2. Past Papers



Question papers from past examination series are available for:

Unit 9511 – Core Latin Language

Unit 9512 – Roman Civilisation (Topics)

Unit 9514 – Additional Latin Language

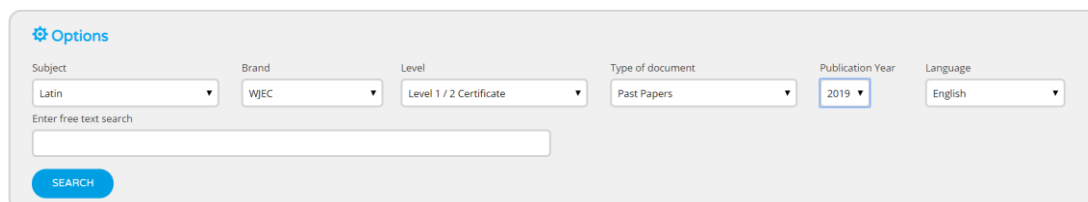
Past papers on secure website (shortly after end of exam series)

Past papers are published initially on the [secure website](#) shortly after the end of the examination series.

To locate the past papers, select 'Past Papers & Marking Schemes' from the 'Resources' menu at the top of the screen:



Then use the dropdown menus to choose the papers that you are looking for:



Options

Subject: Latin | Brand: WJEC | Level: Level 1 / 2 Certificate | Type of document: Past Papers | Publication Year: 2019 | Language: English

Enter free text search

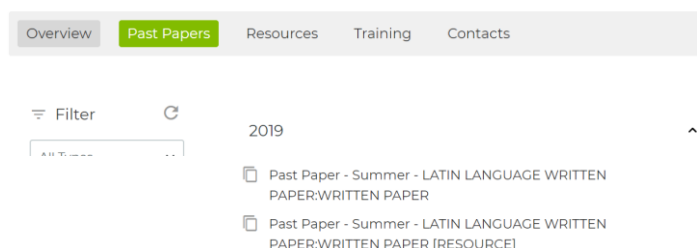
SEARCH

Past papers on public website (from six months after Results day)


Past papers are published on the public website approximately six months after results for a series have been issued:

Series	Past Papers on public website
June series	1 March
November series	1 August
January series	1 October

They can be accessed on the [subject webpage](#) under the [Past Papers](#) tab.



3. Marking Schemes



Marking schemes are available to accompany question papers from past examination series, providing instructions on how to apply the marking criteria, examples of indicative content, and assessment grids articulating the banded descriptors for different levels of responses.

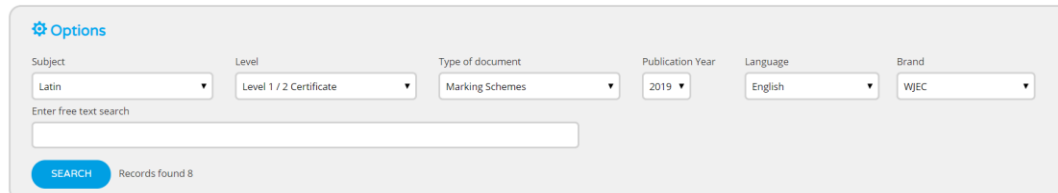
Marking schemes on secure website (from Results day)

Marking schemes are published initially on the [secure website](#) on Results day for the examination series.

To locate the marking schemes, select 'Past Papers & Marking Schemes' from the 'Resources' menu at the top of the screen:



Then use the dropdown menus to choose the marking schemes that you are looking for:

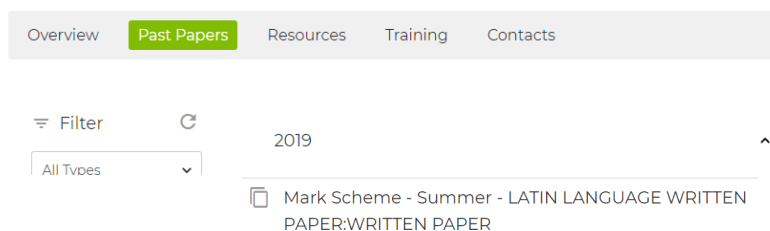


Marking schemes on public website (from six months after Results day)


Marking schemes are published on the public website approximately six months after results for a series have been issued:

Series	Marking schemes on public website
June series	1 March
November series	1 August
January series	1 October

They can be accessed on the [subject webpage](#) under the [Past Papers](#) tab.

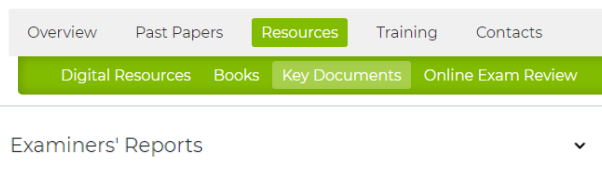


4. Examiners' Reports

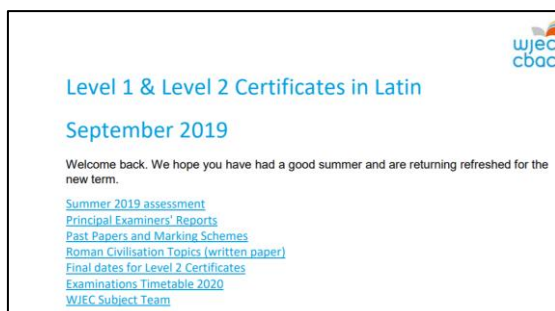


The Principal Examiners' reports provide helpful observations and commentary on candidates' performance across the examined series.

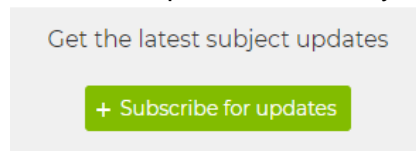
They are published on Results day for each series and are available on the [subject webpage](#) under [Resources > Key Documents](#).



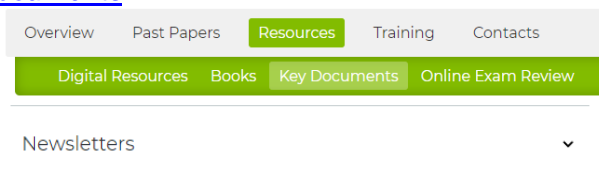
5. Newsletters



Click the [Subscribe for updates](#) button on the right-hand side of the [subject webpage](#) to sign up for email updates about the qualification, including the termly subject-specific newsletters published each September, January and April.



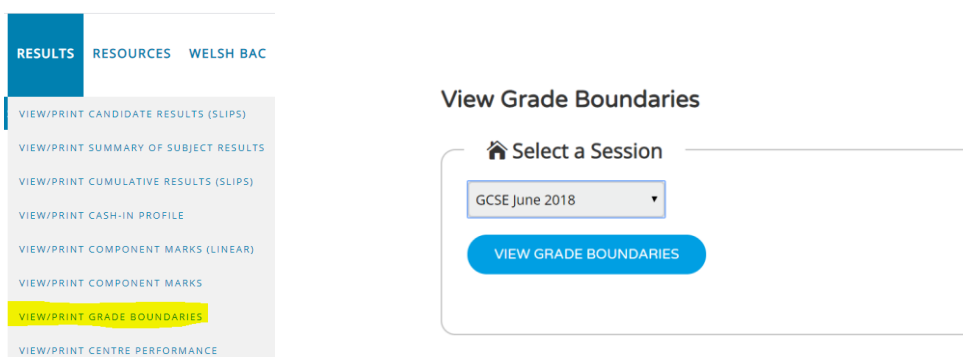
Past newsletters are also available from the [subject webpage](#) under [Resources > Key Documents](#).



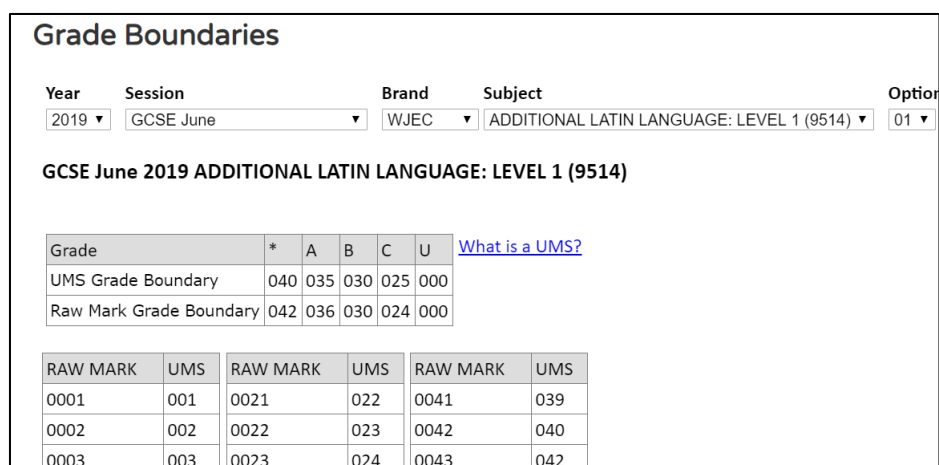
6. Grade Boundaries and Exam Results analysis

Grade boundaries

Unit grade boundaries and raw marks to UMS conversion tables are available from the [secure website](#). These can be accessed by selecting 'View/Print Grade Boundaries' from the 'Results' menu at the top of the screen, followed by the series that you need the grade boundaries for.



You can then use the drop-down menus to select the relevant unit.



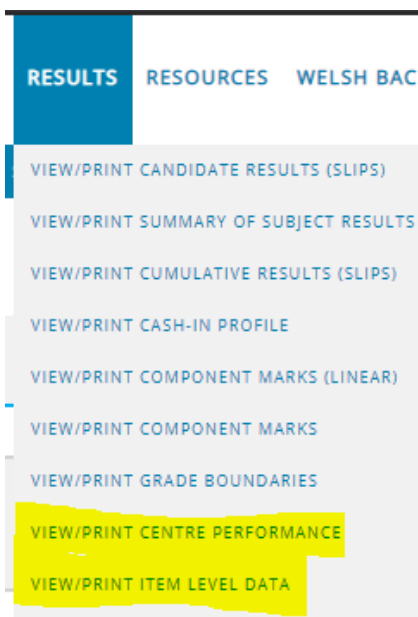
Grade	*	A	B	C	U
UMS Grade Boundary	040	035	030	025	000
Raw Mark Grade Boundary	042	036	030	024	000

RAW MARK	UMS	RAW MARK	UMS	RAW MARK	UMS
0001	001	0021	022	0041	039
0002	002	0022	023	0042	040
0003	003	0023	024	0043	042

Overall UMS grade boundaries are listed in the specification and are copied below.

GRADE	MAX.	A*	A	B	C
Unit 9511	100	80	70	60	50
Units 9512, 9513 and 9514	50	40	35	30	25
Award	150	120	105	90	75

Exam Results Analysis

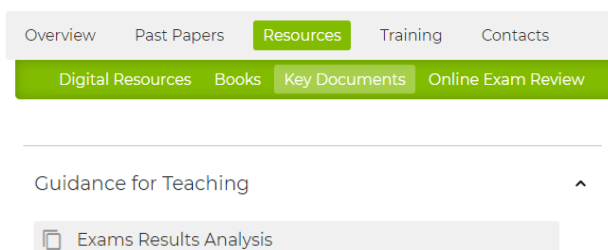
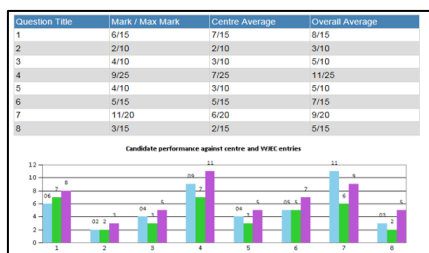


Exam Results Analysis can be used by teachers to:

- Evaluate their own performance against specification norms.
- Identify strengths and weaknesses for a candidate/cohort and suggest areas of improvement.
- Assist individual candidates in improving their own performance.

It can be accessed on the [secure website](#) and allows you to compare your students' performance on each question with that of the candidature overall, letting you see where they have done well and where there might be room for improvement. To do this, under the 'Results' tab, click on 'View/Print Item Level Data' or 'View/Print Centre Performance' for comparable data.

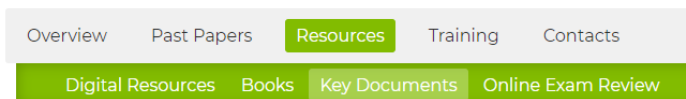
A detailed guide to using the Exam Results Analysis facility is available on the [subject webpage](#) under [Resources > Key Documents](#).



7. Key Dates

Date	Event
10 October 2019	Summer 2020 Series: Preliminary entries to WJEC
31 October 2019	Summer 2020 Series: Final date for submission of proposed Roman Civilization Controlled Assessment files for Level 1 and Level 2
10 January 2020 - Afternoon	January 2020 Series: Unit 9511 and Unit 9521 examinations (Core Latin Language)
21 February 2020	Summer 2020 Series: Last date receipt of Summer Entries
7 March 2020	January 2020 Series: Results published
18 March 2020	Summer 2020 Series: Last date for entry amendments without late fees
5 May 2020	Summer 2020 Series: Controlled Assessment submission deadline

A list of key dates for WJEC Level 1 Latin is available on the [subject webpage](#) under [Resources > Key Documents](#).



Key Information

Latin Key Dates 2019 2020

Published at the start of each academic year, this document gives you all the important dates you need to plan for the year ahead.

8. Resources produced by the Cambridge School Classics Project

In addition to the resources provided by WJEC, the [Cambridge School Classics Project](#) have produced a vast range of free online resources to support the teaching of Level 1 Latin and these resources are available from the [CSCP website](#).

Contact us

✉ latin@wjec.co.uk

Our subject team is happy to help you with all your queries related to the teaching and learning of WJEC Level 1 Certificates in Latin Language / Latin Language & Roman Civilisation. Our Subject Officers are experienced teachers and are here to support you with delivering our qualifications.