

WJEC GCE DRAMA AND THEATRE

FREQUENTLY ASKED QUESTIONS

• General Administration	2
• Unit 1	3
• Unit 2	4
• Unit 3	5
• Unit 4	7
• Resources	9

Please note: Although you may have been given a username and password for Portal from your Exams Officer you may not have been given access to the Resources section. If you cannot find any of the resources on Portal, please see your Exams Officer in the first instance.

GENERAL ADMINISTRATION

Where can I find the 2025 grade boundaries?

The 2025 grade boundaries can be found at the link below:

[WJEC AS/A Level Grade Boundaries 2025](#)

Where can I find a breakdown of the marks for my candidates?

A breakdown of marks is only available for externally assessed units. These can be found on [Portal](#) under Results > View/Print Item Level Data. Filter by level and year, then subject – click the arrows beneath the subject drop down box to see the next component. **NB item level data is only available for externally assessed components.**

When do I need to make entries by?

Preliminary entries are to be made by 10th October and final entries by 21st February. Entries are made in the final year **in which candidates are taking** the qualification.

Where can I find the Key Dates?

The Key Dates can be found under the 'Important Information' heading at the link below:

[AS/A level Drama and Theatre Key Dates](#)

Are there any re-sit opportunities?

Yes. Candidates can retake any of the units and can carry forward the marks for the Non-Examination Assessment (NEA) units, i.e. Units 1 and 3, but Unit 2/4 must be retaken if candidates wish to enter again for the AS/A level qualification. For more information, please contact entries@wjec.co.uk

UNIT 1

Where can I find my Unit 1 report?

This can be found on [Portal](#) under Internal Assessment > Internal Assessment Marks/Outcomes. Click on the drop-down menu next to GCE June 2025; your moderator report will be listed next to Drama and Theatre.

Can candidates word process their creative log?

Yes. The spell and grammar check does not need to be disabled.

Are any penalties applied to the word count for the Creative Log and the Evaluation?

No, the word counts of between 1000 and 1200 words for the Creative Log and no more than 3000 words for the Evaluation are a guide.

Are any penalties applied according to the length of the performance?

Work which exceeds the time limit will not be penalised. However, centres and learners should note that only work which falls within the timings specified in the specification (page 28) should be assessed. Work which falls under the time limit will not be penalised. However, centres and learners should note that work which is significantly short is unlikely to be awarded in the higher mark bands as there may not be enough evidence of development and/or engagement with the audience.

I have one candidate taking A level Drama – what are the options for taking Unit 1?

It is possible to enter for A level Drama if you only have one candidate taking the qualification. For Unit 1, as the minimum group size is two, the candidate can work with a non-assessed candidate, or a teacher. If your candidate wishes to design rather than perform, non-assessed actors must perform the piece so that the design can be assessed in performance.

What is the deadline for Unit 1?

The Unit 1 work must be uploaded on IAMIS by 15th May.

How do I enter my marks for Unit 1?

Marks are to be entered on [Portal](#) under Internal Assessment > Internal Assessment Marks/Outcomes. The system will be available from the 1st of April 2026. Click on the drop-down box next to GCE June 2026 and find Drama (your Exams Officer will need to give you access to this.) You will then find an 'Enter Marks' button next to Drama – click on this and you will find your candidates listed. When you have entered and submitted your marks, a 'Submit Marks and View Sample' button will appear – click on this and you will see the ten candidates listed whose work you need to upload.

For further details, please refer to the guidance on the WJEC webpage: [Internal assessment guide](#)

I have made a clerical error in submitting my marks – what should I do?

Once marks have been submitted via IAMIS they cannot be amended by the centre. If it is noticed that an incorrect mark has been submitted, centres must complete and submit the request form (available in the Internal Assessment guide for centres).

How do I submit my Unit 1 work?

All work and relevant documentation must be uploaded electronically to IAMIS. Your Exams Officer will be able to access a circular nearer the time which contains instructions about using IAMIS. All the written work, cover sheets, programme proforma and approval form should be uploaded along with the practical work. Guidance is also available via our website, including a step-by-step video guide <https://www.edugas.co.uk/home/administration/e-submission/>

What should I do if there is an error when I have uploaded the work for moderation?

If the files do not appear or you have made a mistake and chosen the wrong folder / file, then please contact e-submission@edugas.co.uk

Can the coversheets be completed and signed digitally?

Yes, both handwritten and typed/digital signatures and forms are acceptable.

Unit 2

Where can I find past papers and mark schemes?

These can be found on the [WJEC GCE Drama page](#) under the Past Papers tab.

Will the examination follow a similar pattern each year?

Questions (a) and (b) (i) will always be linked to a specific scene. Question (b) (ii) will always be the AO4 live performance question that is linked to question (b) (i) and question (c) will be the wider knowledge question where learners will be expected to discuss an extract(s) of their choice. All questions will be based on actor, director and/or designer.

Where can I find Welsh translations of the Unit 2 texts?

These can be found on [Portal](#) under **Resources>Subject-Specific Support Material**

Then select in the Options the following

Drama >All>Training and Guidance>All> Welsh>WJEC

Options

Subject: Drama | Level: All | Type of document: Training & Guidance | Publication Year: All | Language: Welsh | Brand: WJEC

Enter free text search

SEARCH Records found 18

Unit 3

What are the arrangements for a visiting examiner for Unit 3?

To request an examiner visit for Component 2, please click on the link below and complete the form by 10th October, 2025

[WJEC GCE Drama and Theatre Unit 3 Examiner Visit Form 2026](#)

The Programme Proforma should be sent electronically or by post to your allocated examiner at least two weeks prior to your visit.

Where can I find the stimulus material for Unit 3 and when will it be released?

This can be found on [Portal](#) under Resources>Non-Examination Assessment Tasks, then filter the boxes as below to find the most recent stimulus material:

Options

Subject: Drama | Level: GCE | Type of document: Non-Examination Assessment Task | Publication Year: All | Language: English | Brand: WJEC

Enter free text search

SEARCH Records found 1

The stimulus material will be released in June each year.

I have one candidate taking A level Drama – what are the options for taking Unit 3?

It is possible to enter for A level Drama if you only have one candidate taking the qualification. For Unit 3, as the minimum group size is two, the candidate can work with a non-assessed candidate, or a teacher. If your candidate wishes to design rather than perform, non-assessed actors must perform the piece so that the design can be assessed in performance.

One of my candidates is away from school unwell on the day of the Unit 3 visiting exam – what are our options?

The absent candidate can be substituted on the day with another candidate or teacher who can then read the part of the absent candidate.

Please then complete a JCQ Form 10 which can be found at this link for all the candidates affected by the absence:

<https://www.jcq.org.uk/exams-office/access-arrangements-and-special-consideration/forms>

This form can then be e-mailed to specialrequirements@wjec.co.uk

How do I submit work for the Unit 3 exam?

All work must be uploaded to the surpass system.

Are any penalties applied according to the length of the performance?

Work which falls under the time limit will not be penalised. However, centres and learners should note that work which is significantly short is unlikely to be awarded in the higher mark bands as there may not be enough evidence of development and/or engagement with the audience.

Work which exceeds the time limit will not be penalised. However, centres and learners should note that only work which falls within the timings specified above will be assessed. Marks will not be awarded once the maximum performance time has passed.

Are any penalties applied to the word count for the Process and Evaluation Report?

No, the word count of no more than 3,000 words for the complete Process and Evaluation Report is a guide.

Do design candidates need to prepare a viva or any additional material for the visiting examiner?

Yes, design candidates are required to give a 5-10 minute presentation to the visiting examiner to provide a rationale and authentication for their design work. The presentation should include:

- key details of how the design work has been realised
- evidence appropriate to their design option, e.g. drawings, lighting plots, scale models, sound clips, cue sheets etc.

Presentation skills are not assessed. The presentation must be recorded by the centre and submitted with the theatre pieces.

Unit 4

Where can I find past papers and mark schemes?

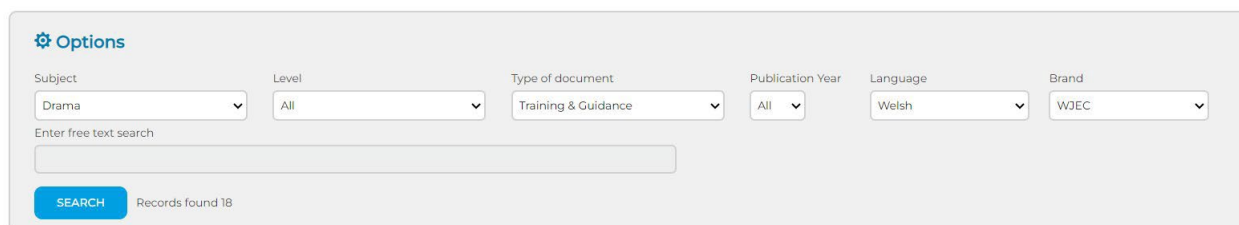
These can be found on the [WJEC GCE Drama page](#) under the Past Papers tab.

Where can I find Welsh translations of the Unit 4 texts?

These can be found on [Portal](#) under Resources>Subject-Specific Support Material.

Then select in the Options the following

Drama >All>Training and Guidance>All> Welsh>WJEC

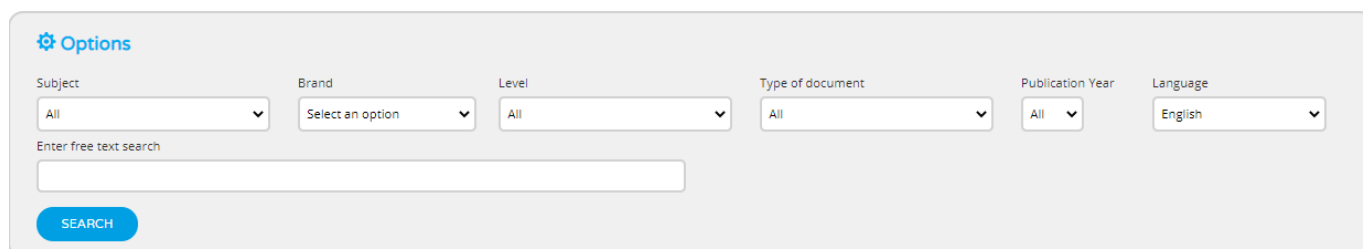


The screenshot shows the 'Options' search filter interface. It includes several dropdown menus: Subject (Drama), Level (All), Type of document (Training & Guidance), Publication Year (All), Language (Welsh), and Brand (WJEC). Below these is a text input field for free text search and a blue 'SEARCH' button. The text 'Records found 18' is visible to the right of the search button.

Where can I find an English version of *One Moonlit Night*?

These can be found on the [WJEC Secure Website](#) under Resources>Subject-Specific Support Material.

Keep the boxes unfiltered as below:



The screenshot shows the 'Options' search filter interface with different selections: Subject (All), Brand (Select an option), Level (All), Type of document (All), Publication Year (All), and Language (English). It includes a text input field for free text search and a blue 'SEARCH' button.

Then scroll down and select the link Drama and Theatre A level 2016.

Will the format of question for Section A always be the same?

Question (a) (i) will always be linked to a specific extract and will be marked out of 15. Question (a) (ii) will always be the AO4 live theatre question linked to (a) (i) and will be marked out of 10.

Question (b) will again be linked to a specific extract, but learners may be asked to reference the play as a whole also. The question is marked out of 30.

Will the format of question for Section B always be the same?

Question (i) will be an essay question focusing on how the text can be adapted for a contemporary audience. Learners may be given an extract or will be free to choose an extract(s) of their own choice. Learners may be asked to relate their ideas to the play as a whole.

Question (ii) will be the AO4 live theatre question linked to question (i).

Both questions will be marked out of 20.

What are candidates expected to write about from the perspective of an actor for Section B?

The social, historical and cultural context of the text:

e.g. the original performance conditions. The original performance style. Audience reaction to the original performance. This information can be discussed at the beginning of the essay or woven into the answer.

The influence of contemporary theatre practice:

Learners could discuss how current trends within contemporary theatre practice have influenced their decisions regarding character interpretation and/or performance. Discussion could focus on cross gender performances, performance style. Reviews of contemporary productions.

How live theatre has influenced their decision making:

Learners should focus on character motivation and interaction. Character relationships. The use of vocal and physical performing skills. Audience response to a character. Learners are required to view and discuss a minimum of two live theatre productions.

What are candidates expected to write about from the perspective of a director for Section B?

The social, historical and cultural context of the text:

e.g. the original performance conditions. The original performance or production style. Audience reaction to the original performance. This information can be discussed at the beginning of the essay or woven into the answer.

The influence of contemporary theatre practice:

Learners could discuss how current trends within contemporary theatre practice have influenced their decisions regarding character interpretation and/or performance and staging ideas. Discussion could focus on cross gender performances, performance style or staging. Reviews of contemporary productions.

How live theatre has influenced their decision making:

Learners should focus on the relevant aspects mentioned in the question. Learners are required to view and discuss a minimum of **two** live theatre productions.

In order to ensure that the question is clear, the director question within Section B will always focus on a particular aspect.

What are candidates expected to write about from the perspective of a designer for Section B?

The social, historical and cultural context of the text:

e.g. the original performance conditions. The original production style. Audience reaction to the original performance. This information can be discussed at the beginning of the essay or woven into the answer.

The influence of contemporary theatre practice:

Learners could discuss how current trends within contemporary theatre practice have influenced their decisions regarding design ideas. Discussion would focus on the relevant design aspect(s) within the question, or a holistic discussion of all design elements.

How live theatre has influenced their decision making:

Learners should focus on the relevant aspects mentioned in the question. Learners are required to view and discuss a minimum of two live theatre productions.

RESOURCES

Where are the CPD Materials for Drama?

The materials from recent CPD events are available on [Portal](#) under Resources > Subject Specific Support Material. Filter the boxes as below to find all the recent CPD material.

The screenshot shows a search filter interface with the following elements:

- Options** (gear icon)
- Subject:** Drama (dropdown menu)
- Level:** GCE (dropdown menu)
- Type of document:** CPD (dropdown menu)
- Publication Year:** All (dropdown menu)
- Language:** English (dropdown menu)
- Brand:** WJEC (dropdown menu)
- Enter free text search:** (text input field)
- SEARCH** (button)
- Records found 7** (text)

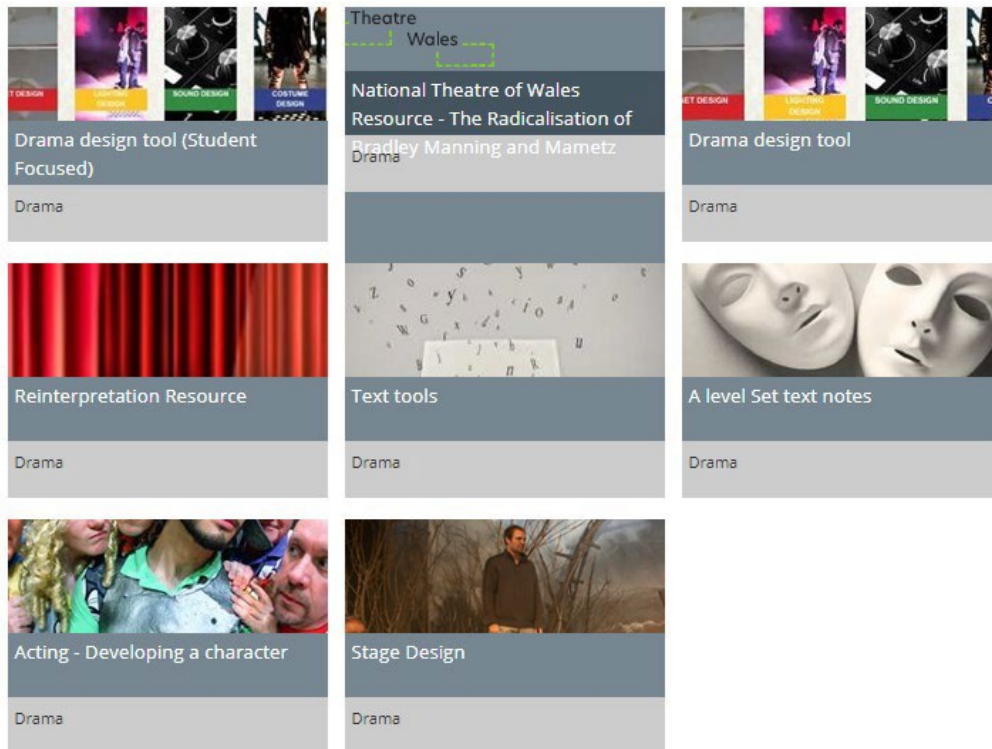
Is exemplar work available for each unit?

Yes, marked exemplar is available on the secure website for each unit.

What other resources are available?

We have a selection of digital resources available on our website which can be accessed at the link below:

Search All > Drama > KS5



Are there any textbooks to support the delivery of the specification?

A Resource Guide e-book is due to be published in September 2020 and will be available under the Resources>Books heading at the link below:

[AS and A Level Drama and Theatre support material](#)

Do you offer training for centres?

Yes. Details can be found on the Training tab of the WJEC website by clicking the link below:

[WJEC AS/A level Drama](#)

If I have any more questions, who do I contact?

The Drama team will be happy to answer any queries you might have (see the WJEC website for details).

For administration/entry queries please contact:

GCE Admin Section

029 2026 5336

gce@wjec.co.uk

Entries

0290 265193

entries@wjec.co.uk

For access arrangements please contact:

Special Requirements Section

029 2026 5155

specialrequirements@wjec.co.uk

For all other subject queries please contact:

029 2240 4299

drama@wjec.co.uk