

A top-down view of various workshop tools arranged on a rustic wooden surface. The tools include a wrench, a vernier caliper, a screwdriver, pliers, a brush, a yellow level, a blue scraper, a yellow brush, a red comb-like tool, a hammer, a flashlight, a saw, a pair of pliers, a green screwdriver, and several nuts. The text "GCE AS/A Level Design & Technology" is overlaid on the right side of the image.

GCE AS/A Level Design & Technology

Resources Guide

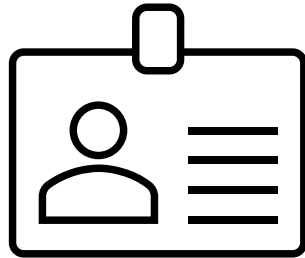
GCE AS/A Level Design & Technology Resources Guide

Thank you for choosing WJEC Design and Technology. This booklet explains where you can access all the key materials and resources to deliver the GCE AS/A Level Design and Technology specification for teaching from 2017 across our suite of websites. [Most of the images throughout this guide are active links – click on these to take you directly to the document or relevant page.](#)



Teachers should read the [specification](#) and all related documentation carefully before delivering these qualifications. If you still have questions after doing so, please contact the subject team.

The Subject Team



SUBJECT OFFICER:

JASON CATES

SUBJECT SUPPORT OFFICER:

JODIE MEARING-LANE

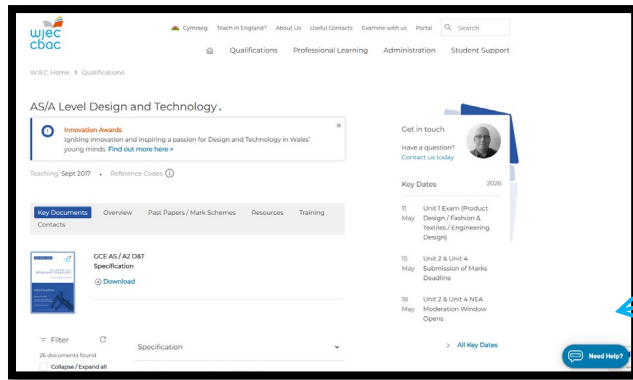


029 9940 4303



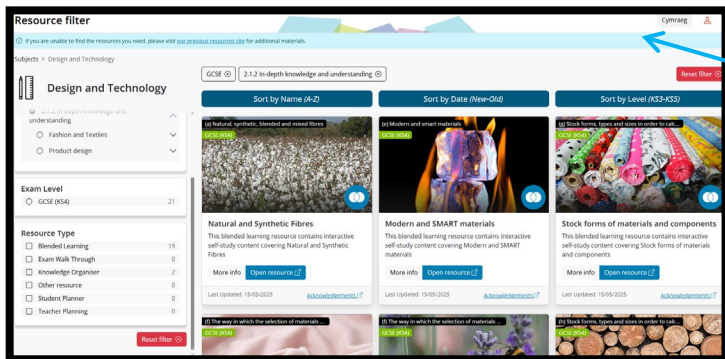
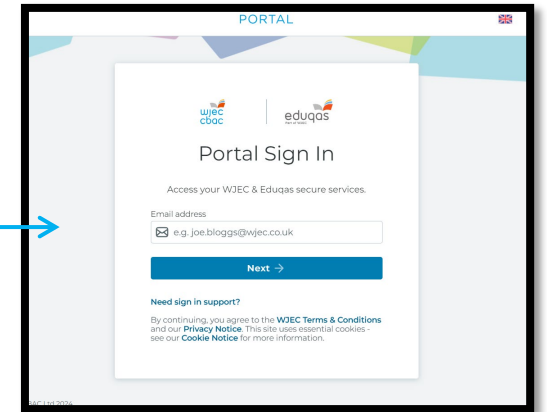
designandtechnology@wjec.co.uk

Websites



The WJEC GCSE Design and Technology [Subject Webpage](#) on the Eduqas website is the starting place for anyone teaching the specification and contains a range of official documentation relating to the qualification.

[Portal by WJEC](#)* gives teachers access to Exemplar and CPD materials as well as access to past papers and marking schemes ahead of their publication on the public website.



The [Educational Resources Website](#) hosts free digital resources created by our dedicated team of subject experts and web developers to support the teaching and learning of WJEC qualifications.

***Please note:** If you have not got a username or password or if you cannot see any of the resources Tabs highlighted in this document you will need to go to your Examinations Officer and request the correct permissions.

Key Dates

Available from [Subject Webpage](#)



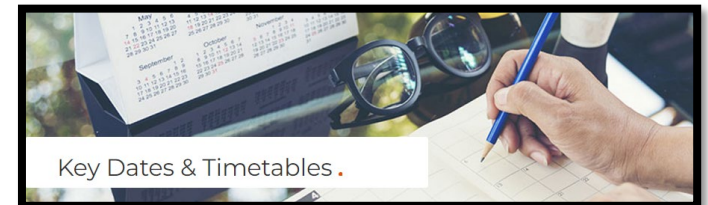
A List of key dates for WJEC GCE AS/A Level Design and Technology is available on the Subject Webpage under Resources > Key Documents > Key Information

Published at the start of each year, this document will give you all the important dates you need to plan for the year ahead.

Static Dates:

21st February - [Entries](#) Deadline

15th May - Submissions of Marks Deadline for Unit 2 and 4 NEA



For all Eduqas Key Dates Click the image above

Frequently Asked Questions

Available from [Subject Webpage](#)


A list of [Frequently Asked Questions](#) has been collected for teachers to refer to, however if you cannot locate the information you are looking for, please do not hesitate to contact the subject team at designandtechnology@wjec.co.uk

Please note: WJEC Design and Technology does not have an official social media outlet and is not a member of any other social media groups. In a time of active social media there have been several instances where information, opinions and individual comments have been misinterpreted and, in some cases, resulted centres / teachers / candidates following incorrect guidance for certain qualifications. Therefore, we would strongly urge centres to follow guidance provided on our official websites and not inaccurate comments, posts, or releases on 'other' social media forums. If in any doubt, contact the WJEC Design and Technology Team.



Grade Boundaries

Available from [WJEC Website](#)

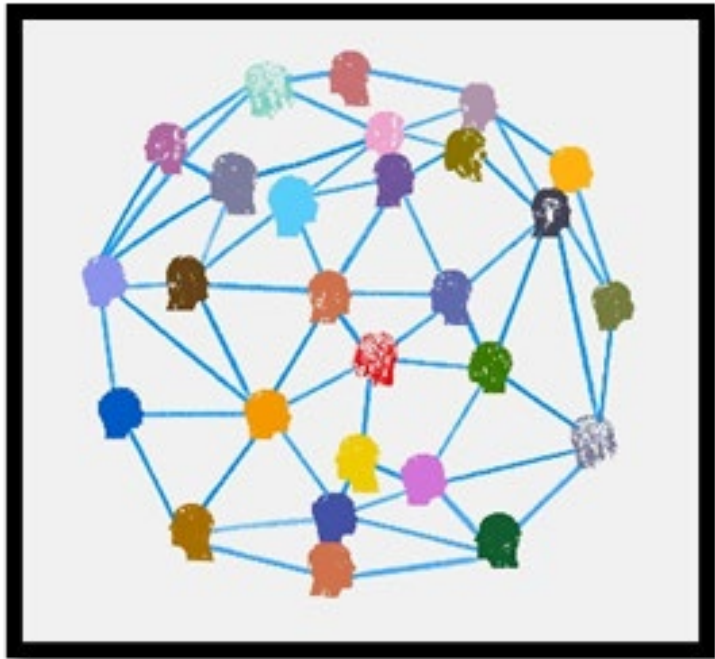


Grade boundaries are the minimum number of marks needed to achieve each grade. Whilst exam papers are written to the same level of difficulty, they do vary each year. Grade boundaries ensure that whenever the exam is sat, students receive the same grade for the same level of performance.

[Click the image above to find the latest Design and Technology Grade boundaries.](#)

Centres Networking


Available from [Subject Webpage](#)



Join our [interactive map](#) to connect with other teachers of Eduqas GCSE, AS and A Level Design & Technology.

Newsletters

Available from [Subject Webpage](#)



Click the [Subscribe for updates](#) button on the right-hand side of the [Subject Webpage](#) to sign up for email updates about the qualification, including the termly subject-specific newsletters published each September, January and April.

Past newsletters are also available from the Subject webpage under Resources > Key Documents > Newsletters.

Professional Learning

WJEC offers a comprehensive range of professional learning opportunities to help you teach with confidence.



Details of our CPD provision for the current academic year is available [here](#).

Materials from past CPD events are available on [Portal by WJEC](#).

Exemplar

Available on [Portal by WJEC](#)

Resources>Subject Specific Support Materials

Filters: Subject>**Design and Technology**, Level>**GCE**, Type of Document> **Exemplar Materials**, Brand>**WJEC**



Unit 1 and Unit 3 – The Written Exam

We will no longer be housing new Exam exemplar on the [WJEC OER Website](#), however, the website will remain active for you to access past OERs. Exam Exemplar plus their Commentaries will be available on [Portal by WJEC](#) for 2024 onwards.



Unit 2 and Unit 4 – NEA – Design and Make

A range of projects across different focus areas are available. The exemplar projects should be used by teachers as a benchmark when marking their students NEA project work.

Past Papers and Mark Schemes

Available from [Subject Webpage](#) and on [Portal by WJEC](#)



Please read our [Publication Policy](#) for more information on when question papers and mark schemes are available on our public website. If the modified format of past paper is not available, please refer to our policy on the [Availability of Assessment Materials in Modified Formats](#) for further information.

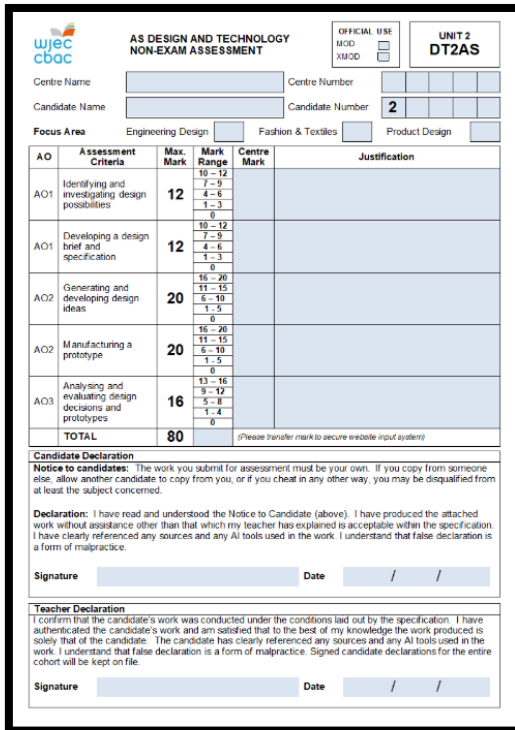
[Click on the image above to take you to the Past Papers and Mark Schemes on the Subject Webpage.](#)

Please note that the Question Paper that was last assessed will not be available on the public website until 12 months after the date it was sat. This is to allow schools and colleges to use them, for example as internal resources to support candidates' preparation for exams. The most recent past paper and mark scheme can be found on [Portal](#) (secure website).

Non-Exam Assessment

Available from [Subject Webpage](#) and on [Portal by WJEC](#)

Click on the images below to download the relevant forms from the Subject Website (resources > Key Documents > Non-Exam Assessment)



AS DESIGN AND TECHNOLOGY NON-EXAM ASSESSMENT UNIT 2 DT2AS

Centre Name: [] Centre Number: []
 Candidate Name: [] Candidate Number: **2**

Focus Area: Engineering Design [] Fashion & Textiles [] Product Design []

AO	Assessment Criteria	Max. Mark	Mark Range	Centre Mark	Justification
AO1	Identifying and investigating design possibilities	12	10-12 7-9 4-6 1-3 0		
AO1	Developing a design brief and specification	12	10-12 7-9 4-6 1-3 0		
AO2	Generating and developing design ideas	20	16-20 11-15 6-10 1-5 0		
AO2	Manufacturing a prototype	20	16-20 11-15 6-10 1-5 0		
AO3	Analysing and evaluating design decisions and prototypes	16	13-16 9-12 5-8 1-4 0		
TOTAL		80	(Please transfer mark to secure website input system)		

Candidate Declaration
 Notice to candidates: The work you submit for assessment must be your own. If you copy from someone else, allow another candidate to copy from you, or if you cheat in any other way, you may be disqualified from at least the subject concerned.

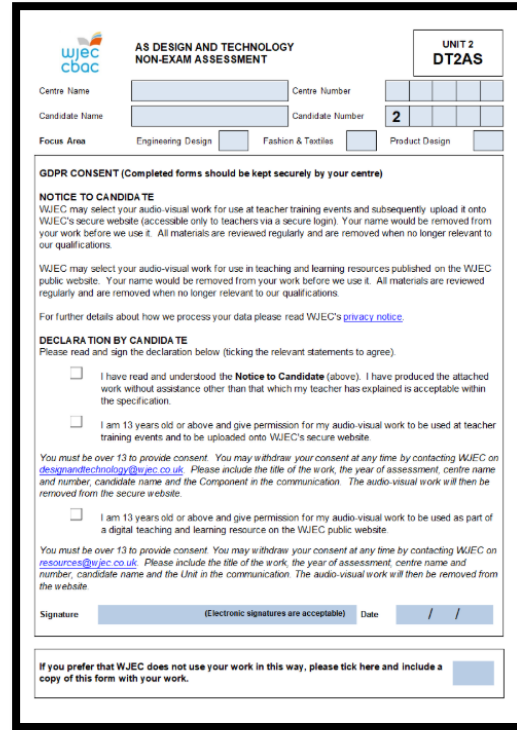
Declaration: I have read and understood the Notice to Candidate (above). I have produced the attached work without assistance other than that which my teacher has explained is acceptable within the specification. I have clearly referenced any sources and any AI tools used in the work. I understand that false declaration is a form of malpractice.

Signature: [] Date: [] / [] / []

Teacher Declaration
 I confirm that the candidate's work was conducted under the conditions laid out by the specification. I have authorised the candidate's work and am satisfied that to the best of my knowledge the work produced is solely that of the candidate. The candidate has clearly referenced any sources and any AI tools used in the work. I understand that false declaration is a form of malpractice. Signed candidate declarations for the entire cohort will be kept on file.

Signature: [] Date: [] / [] / []

Unit 2: Marksheet (DT2)



AS DESIGN AND TECHNOLOGY NON-EXAM ASSESSMENT UNIT 2 DT2AS

Centre Name: [] Centre Number: []
 Candidate Name: [] Candidate Number: **2**

Focus Area: Engineering Design [] Fashion & Textiles [] Product Design []

GDPR CONSENT (Completed forms should be kept securely by your centre)

NOTICE TO CANDIDATE
 WJEC may select your audio-visual work for use at teacher training events and subsequently upload it onto WJEC's secure website (accessible only to teachers via a secure login). Your name would be removed from your work before we use it. All materials are reviewed regularly and are removed when no longer relevant to our qualifications.

WJEC may select your audio-visual work for use in teaching and learning resources published on the WJEC public website. Your name would be removed from your work before we use it. All materials are reviewed regularly and are removed when no longer relevant to our qualifications.

For further details about how we process your data please read WJEC's [privacy notice](#).

DECLARATION BY CANDIDATE
 Please read and sign the declaration below (ticking the relevant statements to agree).

I have read and understood the **Notice to Candidate** (above). I have produced the attached work without assistance other than that which my teacher has explained is acceptable within the specification.

I am 13 years old or above and give permission for my audio-visual work to be used at teacher training events and to be uploaded onto WJEC's secure website.

You must be over 13 to provide consent. You may withdraw your consent at any time by contacting WJEC on designandtechnology@wjec.co.uk. Please include the title of the work, the year of assessment, centre name and number, candidate name and the Unit in the communication. The audio-visual work will then be removed from the secure website.

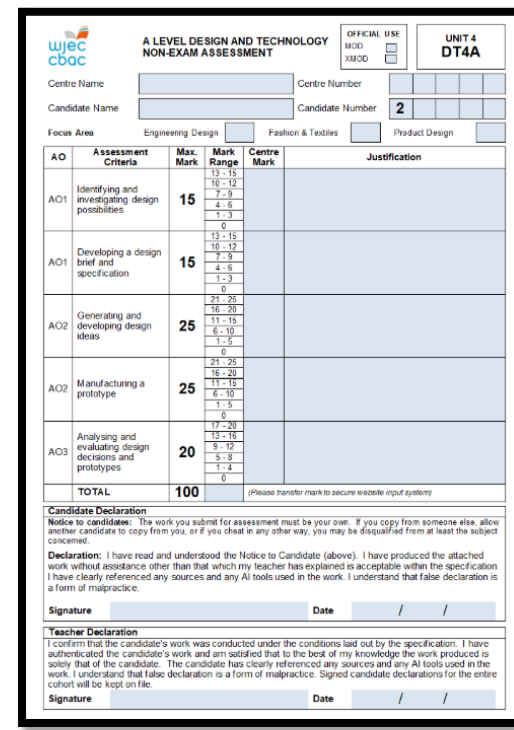
I am 13 years old or above and give permission for my audio-visual work to be used as part of a digital teaching and learning resource on the WJEC public website.

You must be over 13 to provide consent. You may withdraw your consent at any time by contacting WJEC on resources@wjec.co.uk. Please include the title of the work, the year of assessment, centre name and number, candidate name and the Unit in the communication. The audio-visual work will then be removed from the website.

Signature: [] (Electronic signatures are acceptable) Date: [] / [] / []

If you prefer that WJEC does not use your work in this way, please tick here and include a copy of this form with your work.

Unit 2: GDPR Consent Form (DT2A)



A LEVEL DESIGN AND TECHNOLOGY NON-EXAM ASSESSMENT UNIT 4 DT4A

Centre Name: [] Centre Number: []
 Candidate Name: [] Candidate Number: **2**

Focus Area: Engineering Design [] Fashion & Textiles [] Product Design []

AO	Assessment Criteria	Max. Mark	Mark Range	Centre Mark	Justification
AO1	Identifying and investigating design possibilities	15	11-15 10-12 7-9 4-6 1-3 0		
AO1	Developing a design brief and specification	15	11-15 10-12 7-9 4-6 1-3 0		
AO2	Generating and developing design ideas	25	21-25 16-20 11-15 6-10 1-5 0		
AO2	Manufacturing a prototype	25	21-25 16-20 11-15 6-10 1-5 0		
AO3	Analysing and evaluating design decisions and prototypes	20	17-20 13-15 9-12 5-8 1-4 0		
TOTAL		100	(Please transfer mark to secure website input system)		

Candidate Declaration
 Notice to candidates: The work you submit for assessment must be your own. If you copy from someone else, allow another candidate to copy from you, or if you cheat in any other way, you may be disqualified from at least the subject concerned.

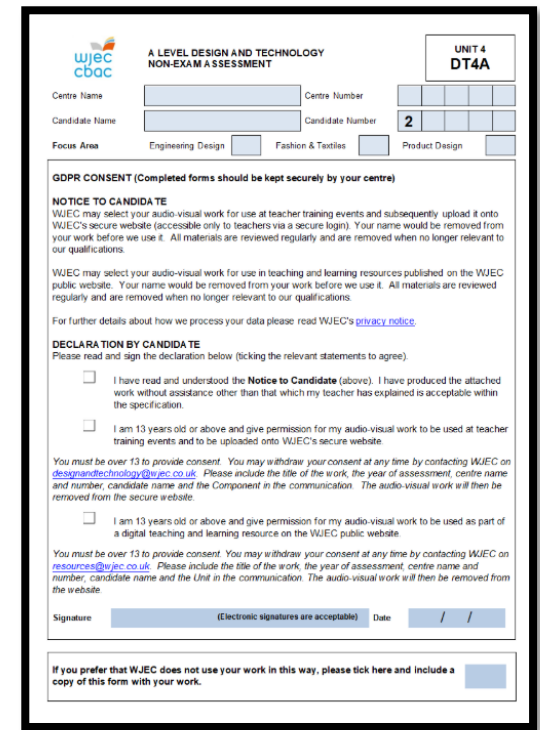
Declaration: I have read and understood the Notice to Candidate (above). I have produced the attached work without assistance other than that which my teacher has explained is acceptable within the specification. I have clearly referenced any sources and any AI tools used in the work. I understand that false declaration is a form of malpractice.

Signature: [] Date: [] / [] / []

Teacher Declaration
 I confirm that the candidate's work was conducted under the conditions laid out by the specification. I have authorised the candidate's work and am satisfied that to the best of my knowledge the work produced is solely that of the candidate. The candidate has clearly referenced any sources and any AI tools used in the work. I understand that false declaration is a form of malpractice. Signed candidate declarations for the entire cohort will be kept on file.

Signature: [] Date: [] / [] / []

Unit 4: Marksheet (DT4)



A LEVEL DESIGN AND TECHNOLOGY NON-EXAM ASSESSMENT UNIT 4 DT4A

Centre Name: [] Centre Number: []
 Candidate Name: [] Candidate Number: **2**

Focus Area: Engineering Design [] Fashion & Textiles [] Product Design []

GDPR CONSENT (Completed forms should be kept securely by your centre)

NOTICE TO CANDIDATE
 WJEC may select your audio-visual work for use at teacher training events and subsequently upload it onto WJEC's secure website (accessible only to teachers via a secure login). Your name would be removed from your work before we use it. All materials are reviewed regularly and are removed when no longer relevant to our qualifications.

WJEC may select your audio-visual work for use in teaching and learning resources published on the WJEC public website. Your name would be removed from your work before we use it. All materials are reviewed regularly and are removed when no longer relevant to our qualifications.

For further details about how we process your data please read WJEC's [privacy notice](#).

DECLARATION BY CANDIDATE
 Please read and sign the declaration below (ticking the relevant statements to agree).

I have read and understood the **Notice to Candidate** (above). I have produced the attached work without assistance other than that which my teacher has explained is acceptable within the specification.

I am 13 years old or above and give permission for my audio-visual work to be used at teacher training events and to be uploaded onto WJEC's secure website.

You must be over 13 to provide consent. You may withdraw your consent at any time by contacting WJEC on designandtechnology@wjec.co.uk. Please include the title of the work, the year of assessment, centre name and number, candidate name and the Unit in the communication. The audio-visual work will then be removed from the secure website.

I am 13 years old or above and give permission for my audio-visual work to be used as part of a digital teaching and learning resource on the WJEC public website.

You must be over 13 to provide consent. You may withdraw your consent at any time by contacting WJEC on resources@wjec.co.uk. Please include the title of the work, the year of assessment, centre name and number, candidate name and the Unit in the communication. The audio-visual work will then be removed from the website.

Signature: [] (Electronic signatures are acceptable) Date: [] / [] / []

If you prefer that WJEC does not use your work in this way, please tick here and include a copy of this form with your work.

Unit 4: GDPR Consent Form (DT4A)

Textbooks



Unfortunately, There are no textbooks available for WJEC AS and A Level qualifications. Due to the small number of entries, no publisher has produced any material that we can officially endorse.

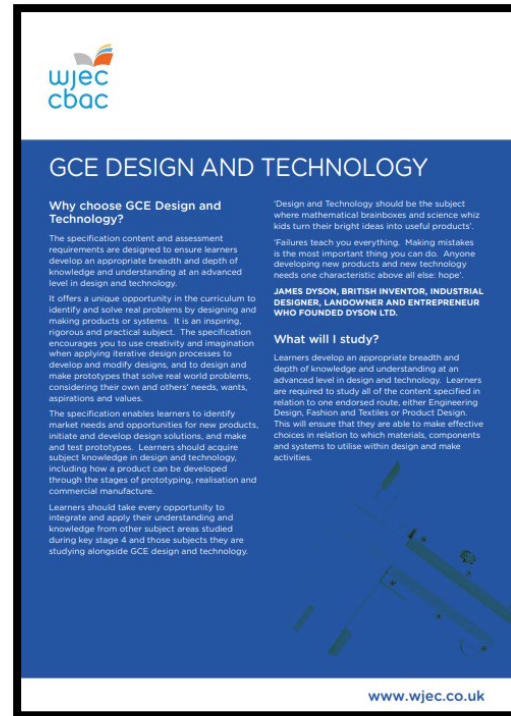
We know this isn't ideal – (we're just as disappointed as you are!), but we'll make sure you have access to all the resources and support you need throughout the course.

Teacher Resources

Available from [Subject Webpage](#)




D&T Career Route Poster



GCE D&T Option Evening Flyer




Sample Assessment Materials



Blended Learning

Available from [Educational Resources Website](#)



Click on the image above to access the available Blended Learning Resources

NEA Walk Through

Available from [Educational Resources Website](#)

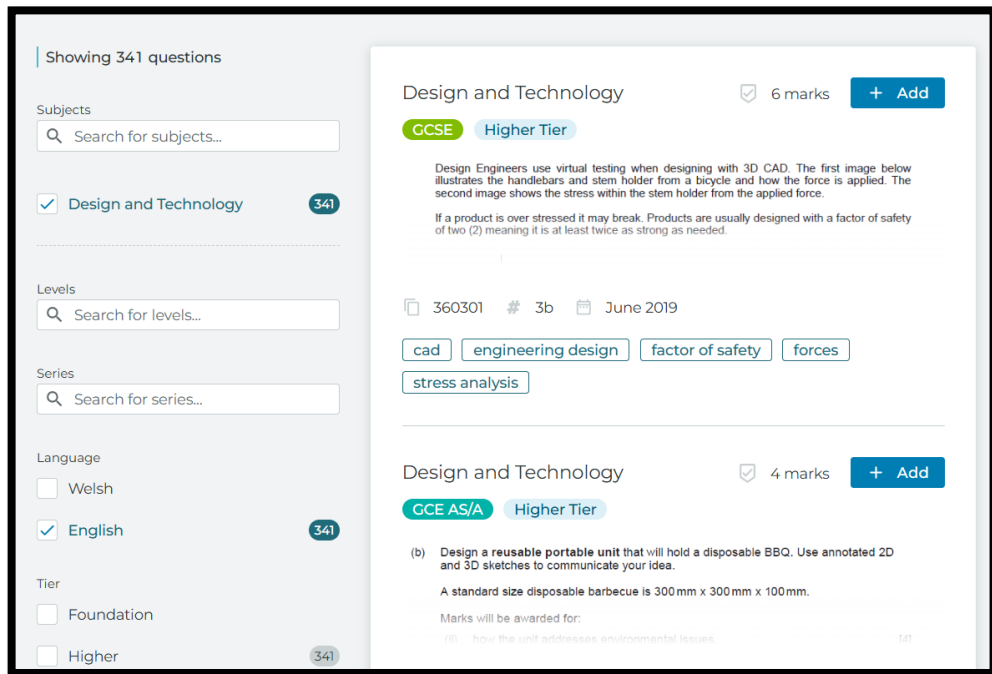


Aimed at learners, this PowerPoint offers practical hints and tips on how to effectively prepare for the NEA.

Tip: Make sure you download the PowerPoint to ensure the audio function works effectively, make sure your speakers / headphones are on and don't forget to ask your teacher if there is anything you are unsure of.

Question Bank

Available from [Educational Resources Website](#)

A screenshot of the Question Bank web application. On the left is a sidebar with filters: 'Showing 341 questions', 'Subjects' (with a search box and 'Design and Technology' selected, showing 341 questions), 'Levels' (with a search box), 'Series' (with a search box), 'Language' (with 'Welsh' and 'English' options, 'English' selected, showing 341 questions), and 'Tier' (with 'Foundation' and 'Higher' options, 'Higher' selected, showing 341 questions). The main content area shows two question cards. The top card is for 'Design and Technology' (6 marks, GCSE Higher Tier) with a text-based question about virtual testing and stress analysis, including a reference to '360301 # 3b June 2019' and tags like 'cad', 'engineering design', 'factor of safety', 'forces', and 'stress analysis'. The bottom card is also for 'Design and Technology' (4 marks, GCE AS/A Higher Tier) with a design task question: '(b) Design a reusable portable unit that will hold a disposable BBQ. Use annotated 2D and 3D sketches to communicate your idea. A standard size disposable barbecue is 300mm x 300mm x 100mm. Marks will be awarded for: (i) how the unit addresses environmental issues.' Each card has a '+ Add' button.

Question Bank is a free tool which allows you to create practice question papers from thousands of WJEC past paper questions. Find the questions you need, add them to your paper and export your paper with accompanying mark scheme and examiner's comments as a PDF ready to use in the classroom.

Other Resources

Available from [Educational Resources Website](#)



Click on the image above to
access even more resources

Useful Contacts

If you have a Design and Technology query, please do not hesitate to contact the Subject Team using the contact details at the start of this booklet.

Please click on the image below for other useful contacts, such as; Entries and CPD.

